

PMEX UPDATE

<p>SELL</p>  <p>CRUDE10-AU26 71.06 -2.94% Expiry 20/Jul/26 Remaining 26 Days</p> <p>Entry 72.03 - 71.6</p> <p>Stoploss 72.70</p> <p>Take Profit 70.95 - 70.18</p>	<p>BUY</p>  <p>NGAS1K-Jy26 3.2370 1.66% Expiry 25/Jun/26 Remaining 1 Days</p> <p>Entry 3.21 - 3.22</p> <p>Stoploss 3.18</p> <p>Take Profit 3.26 - 3.28</p>	<p>SELL</p>  <p>GO10Z-AU26 4,056.60 -2.24% Expiry 29/Jul/26 Remaining 35 Days</p> <p>Entry 4090 - 4080</p> <p>Stoploss 4115.00</p> <p>Take Profit 4060 - 4030</p>	<p>SELL</p>  <p>SL10-JY26 59.46 -2.05% Expiry 26/Jun/26 Remaining 2 Days</p> <p>Entry 60.75 - 60.07</p> <p>Stoploss 62.42</p> <p>Take Profit 58.34 - 57.61</p>
<p>SELL</p>  <p>PLATINUM5-JY26 1,599.20 -3.78% Expiry 26/Jun/26 Remaining 2 Days</p> <p>Entry 1621 - 1613</p> <p>Stoploss 1631.00</p> <p>Take Profit 1595 - 1583</p>	<p>SELL</p>  <p>COPPER-DE26 6.0478 -1.63% Expiry 24/Nov/26 Remaining 153 Days</p> <p>Entry 6.11 - 6.08</p> <p>Stoploss 6.14</p> <p>Take Profit 6.04 - 6.01</p>	<p>SELL</p>  <p>ICOTTON-DE26 77.59 -1.45% Expiry 19/Nov/26 Remaining 148 Days</p> <p>Entry 77.82 - 77.69</p> <p>Stoploss 78.16</p> <p>Take Profit 77.31 - 77.11</p>	<p>BUY</p>  <p>DJ-SE26 52,172 0.17% Expiry 17/Sep/26 Remaining 85 Days</p> <p>Entry 52055 - 52135</p> <p>Stoploss 51959.00</p> <p>Take Profit 52273 - 52420</p>
<p>SELL</p>  <p>SP500-SE26 7,464 0.35% Expiry 17/Sep/26 Remaining 85 Days</p> <p>Entry 7433 - 7423</p> <p>Stoploss 7461.00</p> <p>Take Profit 7384 - 7367</p>	<p>SELL</p>  <p>NSDQ100-SE26 29,863 0.66% Expiry 17/Sep/26 Remaining 85 Days</p> <p>Entry 29699 - 29636</p> <p>Stoploss 29856.00</p> <p>Take Profit 29398 - 29223</p>	<p>BUY</p>  <p>GOLDUSDJPY-JY26 161.68 0.11% Expiry 26/Jun/26 Remaining 2 Days</p> <p>Entry 161.62 - 161.69</p> <p>Stoploss 161.51</p> <p>Take Profit 161.78 - 161.91</p>	<p>SELL</p>  <p>GOLDEURUSD-JY26 1.1340 -0.37% Expiry 26/Jun/26 Remaining 2 Days</p> <p>Entry 1.1371 - 1.1363</p> <p>Stoploss 1.139</p> <p>Take Profit 1.1346 - 1.1331</p>

PMEX UPDATE



Major Headlines

Oil extends losses as Hormuz traffic recovers following Iran peace talks

Oil prices extended losses on Wednesday, retreating for a third straight session as signs of a gradual reopening of the Strait of Hormuz and improving U.S.-Iran relations eased fears of a prolonged disruption to Middle East energy supplies. As of 05:39 ET (09:39 GMT), Brent Oil Futures expiring in August fell 2% to \$75.52 per barrel, while West Texas Intermediate (WTI) crude futures also slipped 1.8% to \$71.89 per barrel.

Gold prices drop to 2-wk low as dollar rallies on Fed tightening bets

Gold prices extended losses on Wednesday, falling near two-week lows and testing the psychologically important \$4,000-per-ounce level, as a stronger U.S. dollar and rising expectations of Federal Reserve rate hikes reduced the appeal of the non-yielding metal. Spot gold fell 1.1% to \$4,067.72 an ounce by 05:42 ET (09:42 GMT), after reaching as low as \$4,050.6/oz in early trade.

S&P, Nasdaq futures rise after bruising tech selloff; Micron earnings on tap

S&P and Nasdaq futures rose on Wednesday, after a bruising selloff in technology and chipmaking shares over the last two sessions. Upcoming earnings from memory chip major Micron are set to provide more cues on the artificial intelligence trade. S&P 500 Futures rose 0.16% to 7,377 points by 0551 ET (0951 GMT). Nasdaq futures NQU26 rose 0.37% 29,771.50 points, while Dow YMU26 fell 0.19% to 52,054 points.

USD/JPY Price Forecast: Range tightens further at around 161.60

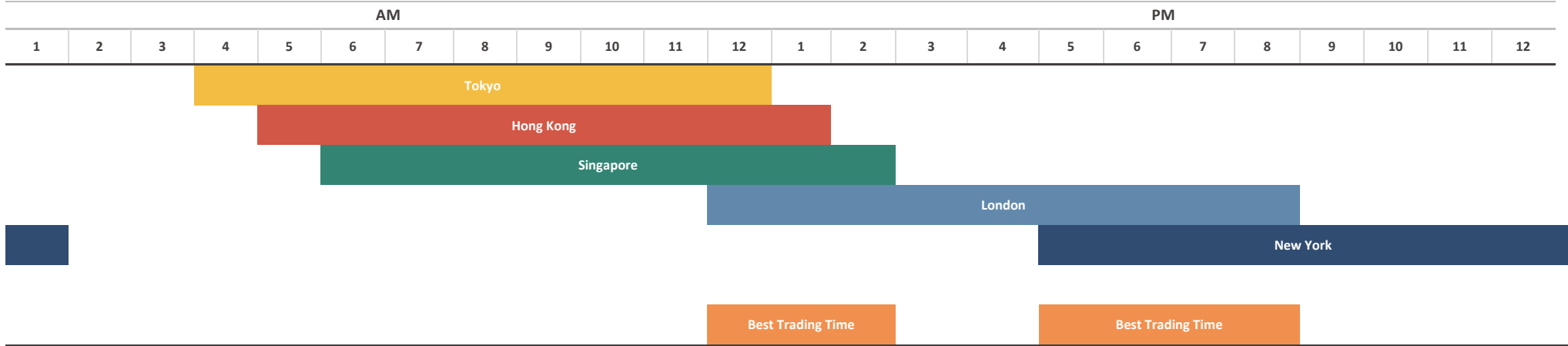
The USD/JPY pair trades in a limited range around 161.60 during the European trading session on Wednesday. The pair consolidates as hawkish Bank of Japan (BoJ) bets are supporting the Japanese Yen (JPY) against the US Dollar's (USD) continued outperformance. Earlier in the day, the BoJ Summary of Opinions (SoP) of the June meeting showed that a majority of officials favor more interest rate hikes to counter mounting inflation risks. Also, one board member said Japan's policy rate must be brought closer to the estimated neutral rate of around 2% as soon as possible.

EUR/USD Price Forecast: Hits one-year low, eyes 1.1350 as bullish USD offsets oversold RSI

The EUR/USD pair drifts lower for the third straight day – also marking the fifth day of a negative move in the previous six – and drops to over a one-year low during the Asian session on Wednesday. Spot prices currently trade around the 1.1365 area, down nearly 0.15% for the day, and seem vulnerable to slide further amid a bullish US Dollar (USD). Traders have ramped up expectations that the US Federal Reserve (Fed) will hike interest rates by the end of this year to combat sticky inflation. Furthermore, mixed US-Iran messages.

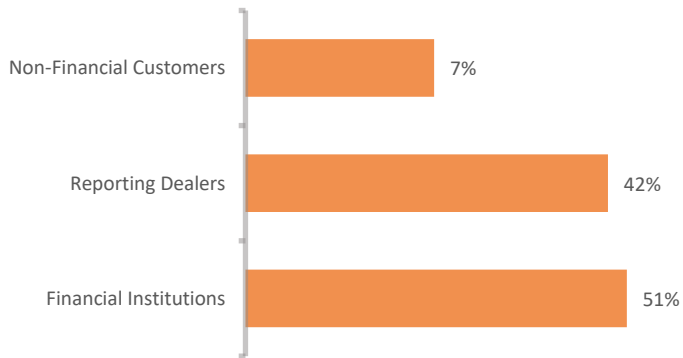
Economic Calendar

Forex Market Hours

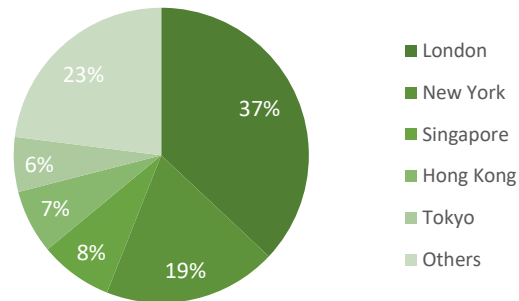


Note: This chart shows the normal forex trading times of all the major forex trading centers across the globe in Pakistan Standard Time.

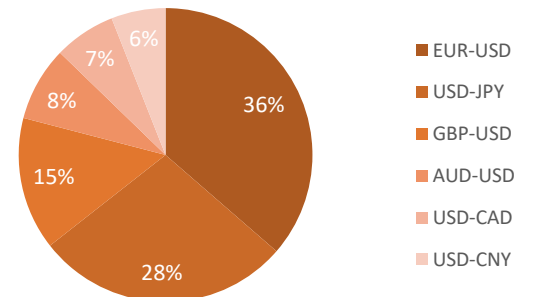
Forex Turnover by Counterparty



Markets' Share in Total Forex Turnover



Most Traded Currency Pairs



DISCLAIMER

This report has been prepared by Abbasi and Company (Private) Limited and is provided for information purposes only. Abbasi and Company (Private) Limited (ACPL) is engaged in brokerage business of commodities futures in Pakistan and to provide the trading/ execution facility on Pakistan Mercantile Exchange (PMEX). There is risk of loss in trading in derivatives (futures). The author, directors and other employees of Abbasi and Company (Private) Limited and its affiliates cannot be held responsible for any loss in trading. Futures; futures on margin carries a high level of risk and may not be suitable for all investors. The high degree of leverage can work against the investor/ traders. Before deciding to invest in Commodity derivatives, you should carefully consider your investment objectives, level of experience, and risk appetite. The possibility exists that you could sustain a loss of some or all of your initial investment and therefore you should not invest money that you cannot afford to lose. You should be aware of all the risks associated with futures trading in commodities and other financial products. We take no responsibility for any loss made in investment on any instruments through us. In any event Abbasi and Company (Private) Limited, its affiliates, agents will not be liable to anyone for any decision made or action taken for investment/trading. Abbasi and Company (Private) Limited, its affiliates, directors and employees cannot be held responsible for any loss in trading due to any problem in connectivity; failure of system; technical problem in the software or any other reason whatever.

All the reports/ recommendations/ trading calls/ opinions are advisory in nature and contains the opinions of the author, which are not to be construed as investment advices. The author, directors and other employees of Abbasi and Company (Private) Limited and its affiliates cannot be held responsible for the accuracy of the information presented herein or for the results of the positions taken based on the opinions expressed in the reports/ views from Abbasi and Company (Private) Limited. All the views/ recommendations/ trading calls and opinions are based on the information, which are believed to be accurate and no assurance can be given for the accuracy of these information.

Derivatives trading involve substantial risk. The valuation of the underlying may fluctuate, and as a result, clients may lose their entire original investment. In no event should the content of this research report be construed as an express or an implied promise, guarantee or implication by, or from, Abbasi and Company (Private) Limited that you will profit or that losses can, or will be, limited in any manner whatsoever. Past results are no indication of future performance. The information provided in this report is intended solely for informative purposes and is obtained from sources believed to be reliable. Information is in no way guaranteed. No guarantee of any kind is implied or possible where projections of future conditions are attempted. Investments in securities market are subject to market risks, read all the related documents carefully before investing.

All rights reserved by Abbasi and Company (Private) Limited. This report or any portion hereof may not be reproduced, distributed, or published by any person for any purpose whatsoever. Nor can it be sent to a third party without prior consent of Abbasi and Company (Private) Limited. Action could be taken for unauthorized reproduction, distribution, or publication.

The research analyst, primarily involved in the preparation of this report, certifies that (1) the views expressed in this report accurately reflect his/her personal views about the subject commodity/index /currency pair and (2) no part of his/her compensation was, is or will be directly or indirectly related to the specific recommendations or views expressed in this report.

DISCLOSURE

Following exchange rates are used to convert investment and profit values:

- USD/PKR: 280.10
- JPY/PKR: 1.97

To arrive at our Target Price, Abbasi & Company (Private) Limited uses following methods:

- Technical Analysis
- Fundamental Analysis

Furthermore, profit and returns are inclusive of all expenses including PMEX Fee, ACPL Fee & Sales Tax

RESEARCH DISSEMINATION POLICY

Abbasi & Company (Private) Limited endeavors to make all reasonable efforts to disseminate research to all eligible clients in a timely manner through either physical or electronic distribution such as email, fax mail etc. Nevertheless, all clients may not receive the material at the same time.

PREPARED BY

Muhammad Rashid Nawaz

Phone: (+92) 42 38302028

Ext: 118

Email: umairjaved@abbasiandcompany.com

RESEARCH DEPARTMENT

6 - Shadman, Lahore

Phone: (+92) 42 38302028; Ext: 116, 117

Email: research@abbasiandcompany.com

web: www.abbasiandcompany.com

HEAD OFFICE

6 - Shadman, Lahore

Phone: (+92) 42 38302028

Email: support@abbasiandcompany.com

web: www.abbasiandcompany.com